

► LATERAL SKULL BASE AND CEREBELLO-PONTINE ANGLE LIVE SURGERY COURSE

PARIS - FRANCE

16th/17th April 2019

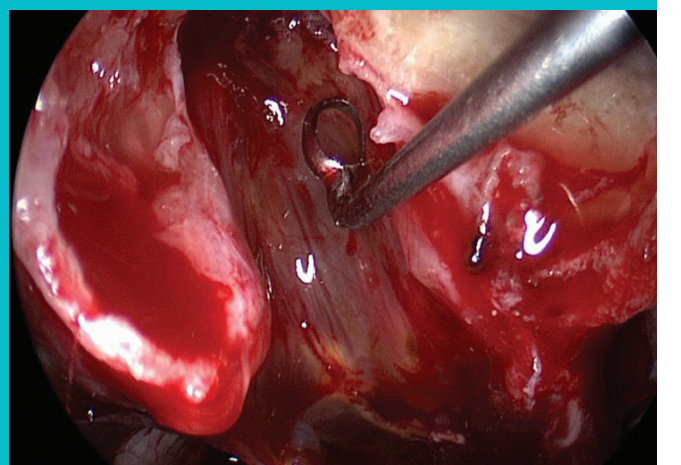
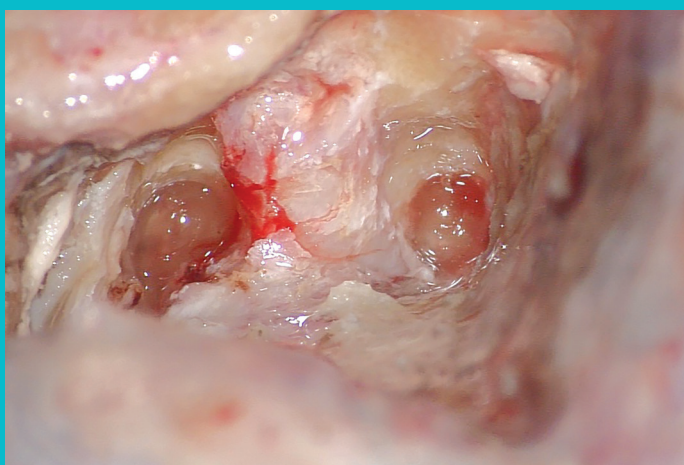
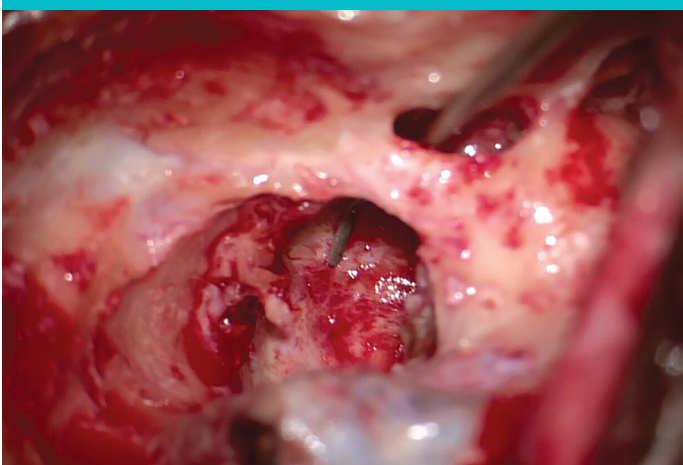
- NEUROSURGERY AND OTOTOLOGY, AUDITORY IMPLANTS
AND SKULL BASE SURGERY DEPARTMENT
- PITIÉ-SALPETRIÈRE HOSPITAL – PARIS – FRANCE

Live surgeries and lectures performed by

- *Michel KALAMARIDES, MD, PhD*
- *Daniele BERNARDESCHI, MD, PhD*
- *Olivier STERKERS, MD, PhD*

Location

- **PITIÉ-SALPETRIÈRE HOSPITAL**
«Babinski» building
52, Boulevard Vincent Auriol – 75013- Paris
FEES: Free
- **Informations:** daniele.bernardeschi@aphp.fr



▶ Program schedule

Tuesday 16th April 2019

8:00 am - 9:00 am Meeting at Babinski building, 2nd floor

9:00 am - 5:00 pm Live surgery

VESTIBULAR SCHWANNOMA

- Vestibular schwannoma through trans-labyrinthine approach
- Vestibular schwannoma through endoscope-assisted retrosigmoid approach

Lectures

- Approaches in lateral skull base surgery (*Dr D. Bernardeschi*)
- Vestibular schwannoma: when and how? (*Pr O. Sterkers*)
- Management of vestibular schwannoma in NF2 patients (*Pr M. Kalamarides*)

Wednesday 17th April 2019

8:00 am - 9:00 am Meeting at Babinski building, 2nd floor

9:00 am Live surgery

MENINGIOMA, TEMPORAL BONE TUMOR, VESTIBULAR SCHWANNOMA

- Meningioma of the CPA through combined Retrolabyrinthine-middle fossa approach
- Temporal bone tumor through modified infralabyrinthine approach

Lectures

- Management of meningioma of the CPA (*Pr M. Kalamarides*)
- Facial nerve monitoring in lateral skull base surgery (*Pr O. Sterkers*)
- Role of the endoscope in lateral skull base surgery (*Dr D. Bernardeschi*)